

Smart Wire-Free Security Camera

2K
QHD

Tapo C425

TC85

 Up to 300-Day Battery Life^Δ

Free Person/Pet/
Vehicle Detection

Full-Color
Night Vision

Adjustable
Magnetic Base




works with | 

 works with
Google Home

// Highlights

Free Person/Pet/Vehicle Detection

Smart AI accurately identifies people, pets, and vehicles, reducing false alerts and unnecessary notifications, which also extends battery life.



// Features



2K QHD Live View

Now with 1.7× more pixels than 1080p, providing clearer videos and more crisp photos.



Adjustable Magnetic Base

Thanks to a magnetic base, effortlessly place and rotate your camera at any angle, without needing to screw it into the bracket.



Local[†] and Cloud[‡] Storage

Save recorded video on a microSD card (up to 512 GB)[†], no subscription required. Cloud storage[‡] is also supported for flexibility.



Full-Color Night Vision

Enhances your security by revealing vivid colors with built-in spotlights and starlight sensor.



150° Super-Wide FOV (Diagonal)

Expands your visual coverage and ensures you to keep an eye on more vital areas.



Customizable Sound and Light Alarm

Record your own audio as an alarm and adjust the brightness of dual spotlights for your customized use.



10000mAh Rechargeable Battery

The built-in 10000mAh rechargeable battery leads to a long-lasting life (up to 300 days)^Δ, extending your usage.



Activity Zones

Set customized detection areas to only let what matters alert you.



IP66 Weatherproof

Performs well even in harsh environments with rain and dust, ideal for indoor/outdoor scenarios.

// Specifications

Camera

- Image Sensor: 1/3" CMOS
- Lens: F/NO: 2.1±10%; Focal Length: 2.1mm±5%
- Video Definition: 2K QHD 4MP (2560 × 1440 px)
- Field of View: 150°
- Night Vision: 850 nm IR LED (up to 49 ft), Full-Color Night Vision

Audio

- Audio Communication: 2-way audio
- Audio Input & Output: Built-in microphone and speaker

Video

- Video Compression: H.264
- Frame Rate: Up to 25/30fps*
- Video Streaming: 2K QHD

Activity Notifications

- Input Trigger:
Motion detection, Person detection, Pet detection, Vehicle detection
- Output Notification: Notification, Snapshot(Tapo care), Clips(Tapo care)

Network

- Wireless Protocols: IEEE 802.11b/g/n, 2.4 GHz
- Frequency: 2.4 GHz
- Wireless Security: WPA/WPA2-PSK
- Security: 128 bit AES encryption with SSL/TLS
- Protocol: TCP/IP, ICMP, DNS, HTTPS, TCP, UDP

// Specifications

Hardware

- Button: Power button, RESET button
- Indicator LED: System LED
- Adapter Input: 100-240V, 50/60Hz
- Adapter Output: 5V, 2A
- Typical Power Consumption: 1.02 W
- Maximum Power Consumption: 2.03 W
- Standby Power Consumption: 2.3 mW
- External Storage: microSD card slot (Supports up to 512 GB)[†]
- Camera Dimensions (W x D x H): 2.55 x 2.55 x 4.57 in. (64.76 x 64.76 x 116.16 mm)
- Weatherproof Rating: IP66
- Battery Life: Up to 300 Days, Varies with Use^Δ

Battery Life	Time of Use
300 days	230s per day
180 days	360s per day
Non-Stop Power Supply with Tapo Solar Panel**	

^ΔThe time of use includes recording and watching live views. Actual battery life may vary due to device settings, usage, router specifications, and environmental factors.

**Tapo solar panel purchased separately. Actual experience may vary due to placement angle, weather conditions, and camera usage.

Others

- Certification: CE, UKCA, FCC, RoHS, RCM
- Package Contents:

1-Pack Tapo Camera × 1 USB Adapter × 1 Mounting Template × 1 Metal Plate × 1 Magnetic Base × 1 Mounting Anchors × 2 Mounting Screws × 2 3M Adhesive × 1 USB Adapter Cable × 1 Quick Start Guide	2-Pack/3-Pack/4-Pack Tapo Camera × 2/3/4 USB Adapter × 1 Mounting Template × 2/3/4 Metal Plate × 2/3/4 Magnetic Base × 2/3/4 Mounting Anchors × 4/6/8 Mounting Screws × 4/6/8 3M Adhesive × 2/3/4 USB Adapter Cable × 1 Quick Start Guide
---	---
- Operating Temperature: -20°C ~ 45°C (-4°F ~ 113°F)
- Operating Humidity: 10%~90%RH, Non-condensing

[†]Frame rate varies at different frequencies. Frame Rate is up to 25fps at 50Hz and 30fps at 60Hz.
[†]microSD card needs to be purchased separately. Actual storage capacity depends on the size of the microSD card used.

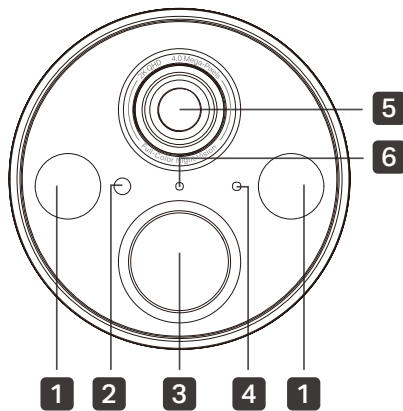
^{††}Subscribe for cloud storage at <https://www.tapo.com/tapocare/>

For more information, please visit <https://www.tapo.com/>

All brands and product names are trademarks or registered trademarks of their respective holders. Specifications are subject to change without notice.

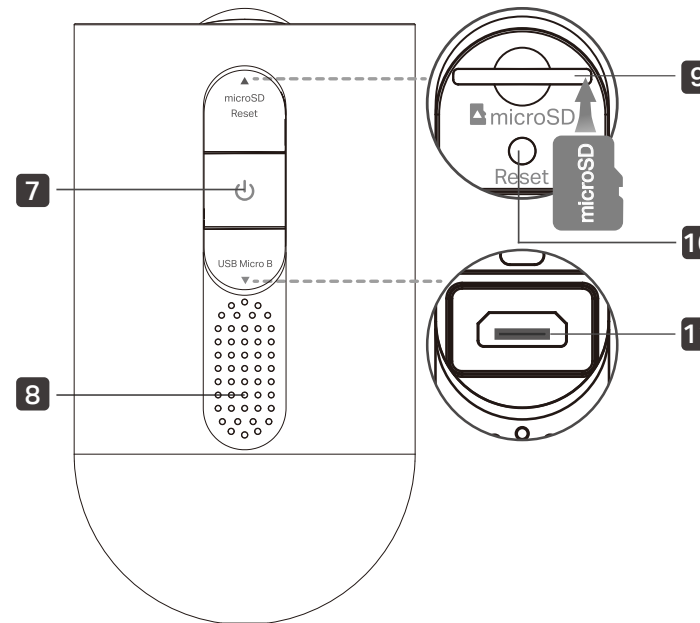
// Appearance

Front



- 1** Spotlights
- 2** Light Sensor
- 3** Motion Sensor
- 4** Microphone
- 5** Lens
- 6** Status LED

Side



- 7** **Power Button** Press and hold for about 3 seconds to turn on/off the camera.
- 8** **Speaker**
- 9** **microSD Card Slot**
Open the cover. Insert a microSD card* and initialize it on the Tapo app for local recording.
*microSD card not included.
- 10** **Reset Button**
Open the cover. Use a pin to press and hold for at least 5 seconds to reset the camera to factory default settings.
- 11** **USB Micro B Charging Port**
Open the cover for USB charging.