



# Quick Start Guide

Smart Temperature and Humidity Monitor



Setup Video

Scan QR code or visit  
<https://www.tp-link.com/support/setup-video/#smart-sensors>



7106510985 REV1.2.0 \*Images may differ from actual products.

## Appearance



1 Vent Hole

2 Indicator Icons

3 Temperature\*

4 Display/Reset Button

5 Humidity\*

\*You can press the button to switch display position.

## Indicator Icons

### 🔗 Connection

- Blinking: Connecting to hub
- Solid On: Connected to hub
- Off: No connection

### 🔋 Battery Level

- 🔋 Battery level < 20%
- 🔋 Battery level < 5%

### 😊 Inside Comfort Level

### 😞 Outside Comfort Level

The default comfort level is temperatures between 20°C (68°F) - 26°C (78.8°F) while humidity is between 30% - 60%. You can customize the comfort level on the Tapo app.

## Display/Reset Button

### • Single Press

Switch the temperature unit °C/°F.

### • Double Press

Switch the display position of temperature and humidity.

### • Press and hold for 5s

Reset your monitor to enter pairing mode.

## ! Before You Start

A Tapo Hub is required. Make sure your Tapo Hub is successfully added via the Tapo app.

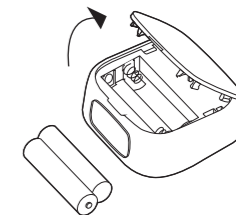


OR




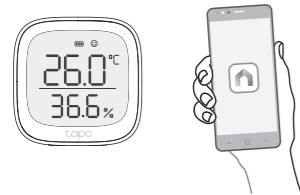
## 1 Power Up Your Monitor

Remove the back panel and insert the batteries. The screen will light up.



## 2 Set Up Your Monitor

Open the Tapo app and tap the  button. Select **Sensors** and then your model. Follow the app instructions to complete setup.



## 3 Test Your Monitor

Take the monitor to your preferred location. Make sure the Connection icon on the screen is solid on. If there is no connection icon, move it closer to your hub.



## 4 Place Your Monitor

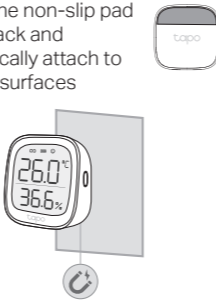
(The installation height should not be higher than 2 meters.)

Option 1:  
Place it on a table or a shelf



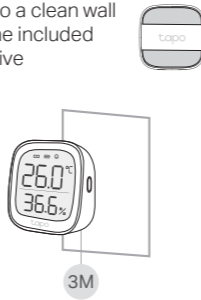
OR

Option 2:  
Attach the non-slip pad to the back and magnetically attach to metallic surfaces



OR

Option 3:  
Stick to a clean wall with the included adhesive



For technical support, the user guide and more information, please visit <https://www.tapo.com/support/>

**CAUTION!**  
Risk of explosion if the battery is replaced by an incorrect type.

**CAUTION!**  
Avoid replacement of a battery with an incorrect type that can defeat a safeguard.  
Avoid disposal of a battery into fire or a hot oven, or mechanically crushing or cutting of a battery, that can result in an explosion.  
Do not leave a battery in an extremely high temperature surrounding environment that can result in an explosion or the leakage of flammable liquid or gas; Do not leave a battery subjected to extremely low air pressure that may result in an explosion or the leakage of flammable liquid or gas.

Operating Temperature: 0°C (32°F) - 50°C (122°F)  
Please keep it away from harsh environments with high temperatures or high humidity.  
Do not immerse the vent hole into any liquid.  
This monitor is designed to facilitate a healthy lifestyle, but should not be used as a measuring tool.

Do not ingest battery, Chemical Burn Hazard  
Safety Information  
Keep the device away from water, fire, humidity or hot environments.  
Do not attempt to disassemble, repair, or modify the device. If you need service, please contact us.  
Do not use the device where wireless devices are not allowed.  
Please read and follow the above safety information when operating the device. We cannot guarantee that no accidents or damage will occur due to improper use of the device. Please use this product with care and operate at your own risk.  
TP-Link hereby declares that the device is in compliance with the essential requirements and other relevant provisions of directives 2014/53/EU, 2011/65/EU and (EU) 2015/863.  
The original EU declaration of conformity may be found at <https://www.tapo.com/en/support/ce/>  
TP-Link hereby declares that the device is in compliance with the essential requirements and other relevant provisions of the Radio Equipment Regulations 2017.  
The original UK declaration of conformity may be found at <https://www.tapo.com/support/ukca/>  
For EU/UK Region:  
Operating Frequency / Nominal Operating Frequency / Max Output Power:  
863~865MHz / 863.35MHz / 25mW (e.r.p)  
863~865MHz / 864.35MHz / 25mW (e.r.p)  
868~868.6MHz / 868.35MHz / 25mW (e.r.p)



©2024 TP-Link